



# FLAT METAL TRUCK SEAL



The Flat End Metal Truck Seal can be consecutively numbered up to 8 digits with alphabetically pre-fixed numbers available. It can also be embossed with up to 20 letters. This seal is easy to apply and requires no tools.

## Features:

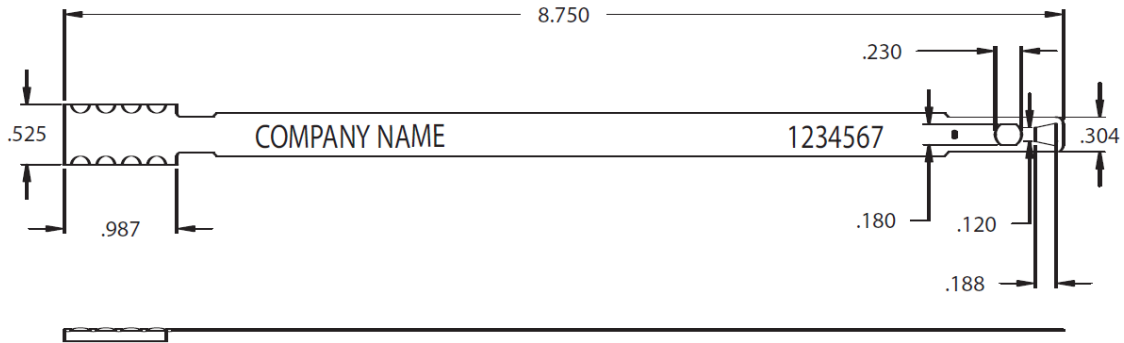
- Easily applied without tools.
- All metal construction.
- Painted metal available.
- Initials or company name and consecutive numbering included.

## Applications:

- Railroad Freight and Tank Cars
- Tractor Trailers
- Storage Bins
- Transfer Hoppers
- Sprinkler Systems
- Intermodal Containers
- Auto-Trailers
- Food and Beverage
- Postal Service

Seals shown not actual size.





Material: tinplate

Operational length: 7"

Minimum slot size for seal to pass through:  
1 1/32" x 1/8"

Numbering: 6 digits

Embossing: 15 characters

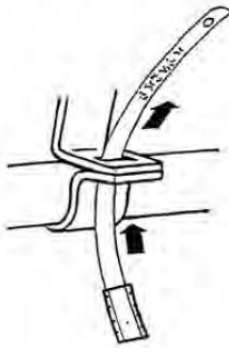
Color: yellow, orange, red, green,  
blue, and plain metal

Packaging: 100 per bundle;  
1,000 per box

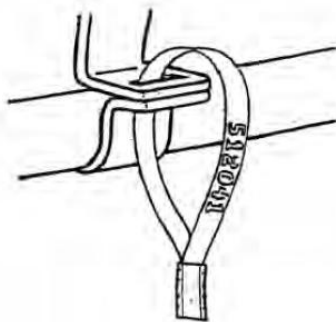
Gross Weight: 11 lbs.

Box Dimensions: 7-1/2" x  
7-1/2" x 9"

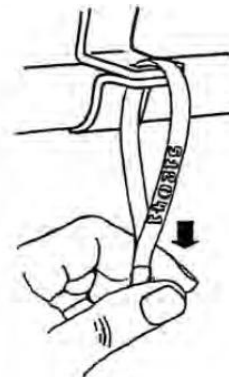
Apply



1. Place flat end of seal through opening of locking mechanism. Bend strip to locking device at opposite end of seal.



2. Firmly insert end into locking device until lock is engaged.



3. Gently pull on seal to insure it is securely locked.

To remove: cut with tin snips.